

DESCRIPTION

Ultra slim design, lamp thickness only 0.39". Features color tunable technology lets the user choose between 2700K, 3000K, 3500K, 4000K, or 5000K. IC rated for direct contact with insulation.

Wet-location rated, ideal for bathrooms, laundry, porches and garage work rooms.



FEATURES

- Edge-lit technology, with no glare or dark spots
- Continuous dimming from 100% to 10% with many Triac Dimmers
- Instant on
- No flicker

INSTALLATION

No existing recessed housing or junction box required.

Suitable for most new constructions.

Install J-Box in ceiling beam, and insert light right into drywall opening.

DIMMING

Compatible with most triac dimmers to give user a smooth 100%-10% dimming to choose the desired brightness.

ELECTRICAL

This fixture is built with the highest quality 120V drivers, ensuring energy efficiency.

SPECIFICATION

- Model: 8EJCT18SR05
- Size: 8inch
- Wattage: 18W
- Lumens: 1442Lm/1488Lm/1504Lm/1474Lm /1409Lm
- Voltage: 120V
- Power Frequency: 60Hz
- Power Factor: >0.9
- 5CCT: 2700K/3000K/3500K/4000K/5000K
- CRI: 90
- Beam Angle: 120°
- Material: AL+PS
- Lifespan: ≥50,000hours
- Operating Temp: (-4°F~ 122°F) -20~40°C
- Dimmable: Triac dimming
- Rating: Suitable for Wet Locations
- Warranty: 5 year limited

ENERGY SAVINGS

80% more energy savings than halogen lamps.

LISTING

ETL Listed.



Product View

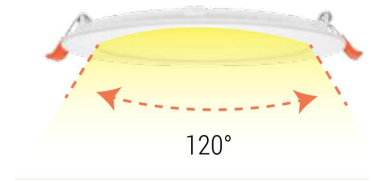
Easily flip the switch for desired CCT



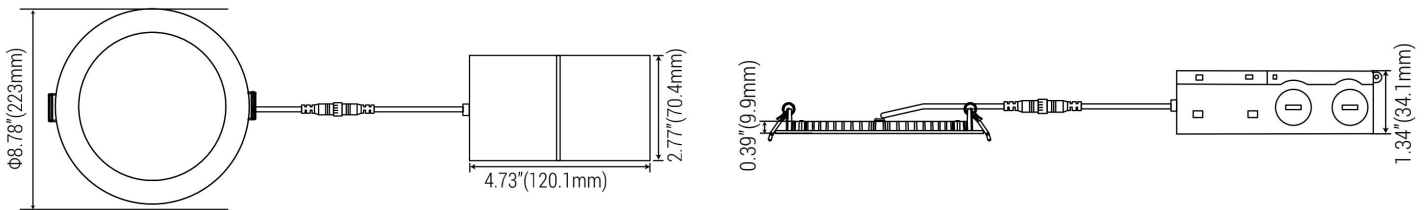
Products view



Beam Angle 120°

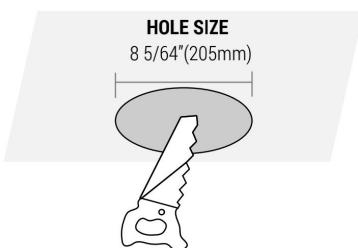


DIMENSION



RECOMMENDED DIMMER

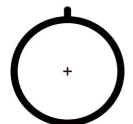
LUTRON				LEVITON	
TG-600PR-WH	TGCL-153PH-LA	SCL-153PH-WH	RNL06	6672	PD-6WCL MACL-153M//MA-R
S-600PR-WH	SLV-600P-AL	GT-600P	MSCL-OP153M	6674	
CTCL-153PDH-WH	DV-600PR-WH	DVCL-153P	IPL06	DSL06	



J-Box driver



Connector



Hole cutout card