

## DESCRIPTION

A flexible downlight solution supports surface mounting and retrofit installation. With a PIR sensor. High quality Iron shell with frosted PC diffuser. Features color tunable technology lets the user choose between 2700K, 3000K, 3500K, 4000K, or 5000K.

Wet-location rated, ideal for garage, corridor hallways warehouse, in walk in closet, utility rooms and attics and many more.



## FEATURES

- Low profile, no flicker
- Continuous dimming from 100% to 5% with many Triac Dimmers
- Provide true color rendering with 90+ CRI

## INSTALLATION

With multiple apertures, can be installed into any 5 or 6 inch recessed can, or any 4 inch junction box.

## DIMMING

Compatible with most triac dimmers to give user a smooth 100%-5% dimming to choose the desired brightness.

## ELECTRICAL

This fixture is built with the highest quality 120V drivers, ensuring energy efficiency.

## ENERGY SAVINGS

80% more energy savings than halogen lamps.

## SPECIFICATION

- Model: 6HVCT15D5WHS
- Size: 6inch
- Wattage: 15W
- Lumens: 920lm/970lm/1037lm/1055lm/1023lm
- Voltage: 120V
- Power Frequency: 60Hz
- Power Factor: >0.9
- 5CCT: 2700K/3000K/3500K/4000K/5000K
- CRI: 90
- Beam Angle: 120°
- Lamp Bead Type: 2835
- Control Method: PIR Sensor
- Delay Turning Off The Light: 1/5/8min
- Material: PC+Iron
- Lifespan: ≥50,000hours
- Operating Temp: (-4°F~ 113°F) -20~45°C
- Dimmable: Triac Dimming
- Rating: Suitable for Wet Locations
- Warranty: 5 year limited

## LISTING

ETL Listed. Energy Star.




## Product View

Anticlockwise to open the outside lens



The delay auto turn off light has the option of 1 minute / 5 minutes / 8 minutes.



Selectable CCT

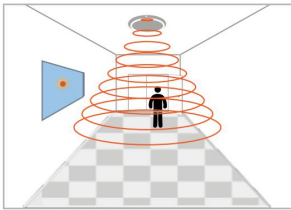
Product view



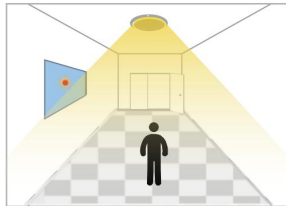
## PIR SENSOR ON/OFF FUNCTION

During the day or evening, when the PIR sensor detects someone entering the sensing range, the light will turn on automatically; When the person leaves the sensing range, it will automatically turn off the lights after a few minutes (you can mobilize the switch on the side of the light to select the delay time at 1min/5min/8min).

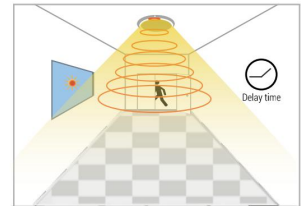
The detection range of PIR sensor around 16 feet;



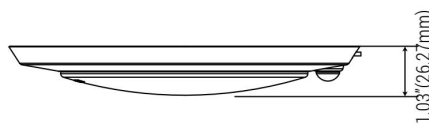
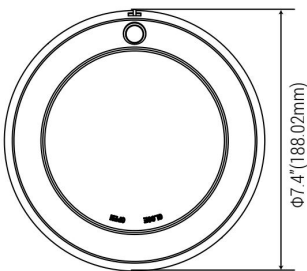
When the person is in the sensing area, the light will stay on until the person leaves;



When the person leaves the sensing range, it will automatically turn off the lights after a few minutes.



## DIMENSION



## RECOMMENDED DIMMER

LUTRON		LEVITON
TG-600PR-WH	SCL-153PH-WH	6672
S-600PR-WH	GT-600P	6674
CTCL-153PDH-WH	DVCL-153P	DSL06
TGCL-153PH-LA	RNL06	PD-6WCL
SLV-600P-AL	MSCL-OP153M	MACL-153M/MA-R
DV-600PR-WH	IPL06	

### SURFACE MOUNT ACCESSORIES

PART	DESCRIPTION	QUANTITY
c	Wire Nuts	3
d	Screws	2

### RETROFIT ACCESSORIES

PART	DESCRIPTION	QUANTITY
a	E26 Adapter	1
b	Mounting Springs	2
c	Wire Nuts	3

