

DESCRIPTION

This fixture has an integrated junction box, making installation quick and easy. Design with a baffle trim. Features color tunable technology lets the user choose between 2700K, 3000K, 3500K, 4000K, or 5000K.

Wet-location rated, ideal for retail lighting, commercial lighting, residential lighting, office lighting, kitchen lighting, bathroom lighting, basement lighting.



FEATURES

- Retrofits in existing incandescent can housing
- Suitable for Wet Locations
- IC rated for safe contact with insulation
- 90+ CRI, superior color rendering performance

INSTALLATION

No existing recessed housing or junction box required.

Suitable for most new constructions.

Simply connect the junction box wiring on the back of the recessed downlight to your light switch and place it into your ceiling.

DIMMING

Compatible with most triac dimmers to give user a smooth 100%-5% dimming to choose the desired brightness.

ELECTRICAL

This fixture is built with the highest quality 120V drivers, ensuring energy efficiency.

SPECIFICATION

- Model: 4BJCT10LRWH
- Size: 4inch
- Wattage: 10W
- Lumens: 689lm/753lm/837lm/820lm/794lm
- Voltage: 120V
- Power Frequency: 60Hz
- Power Factor: >0.9
- 5CCT: 2700K/3000K/3500K/4000K/5000K
- CRI: 90
- Beam Angle: 100°
- Material: PC+AL
- Lifespan: ≥50,000hours
- Operating Temp: (-4°F~ 113°F) -20~45°C
- Dimmable: Triac Dimming
- Rating: Suitable for Wet Locations
- Warranty: 5 year limited

ENERGY SAVINGS

80% more energy savings than halogen lamps.

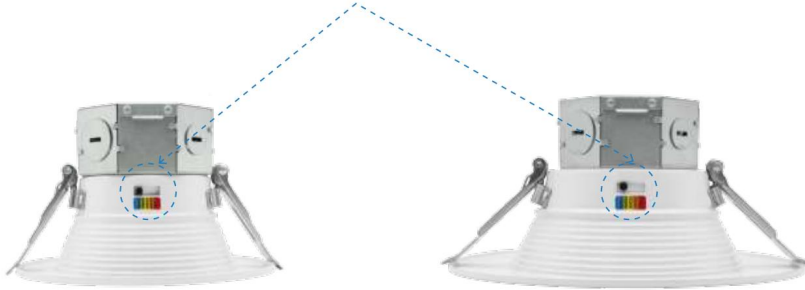
LISTING

ETL Listed. Title24.



Product View


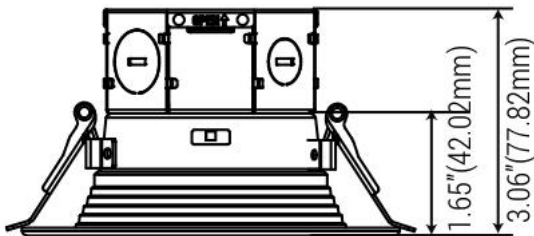
Selectable CCT: 2700K,3000K,3500K,4000K,5000K



Products view



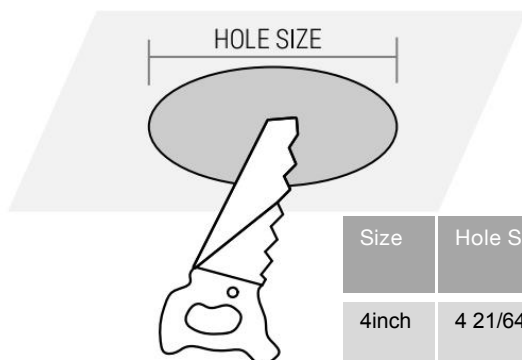
SIZE & DIMENSION



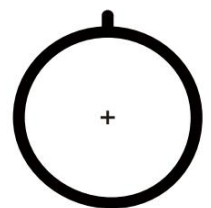
RECOMMENDED DIMMER

LUTRON				LEVITON	
TG-600PR-WH	TGCL-153PH-LA	SCL-153PH-WH	RNL06	6672	PD-6WCL MACL-153M//MA-R
S-600PR-WH	SLV-600P-AL	GT-600P	MSCL-OP153M	6674	
CTCL-153PDH-WH	DV-600PR-WH	DVCL-153P	IPL06	DSL06	

HOLE SIZE & ACCESSORIES



Wire nuts



Hole cutout card